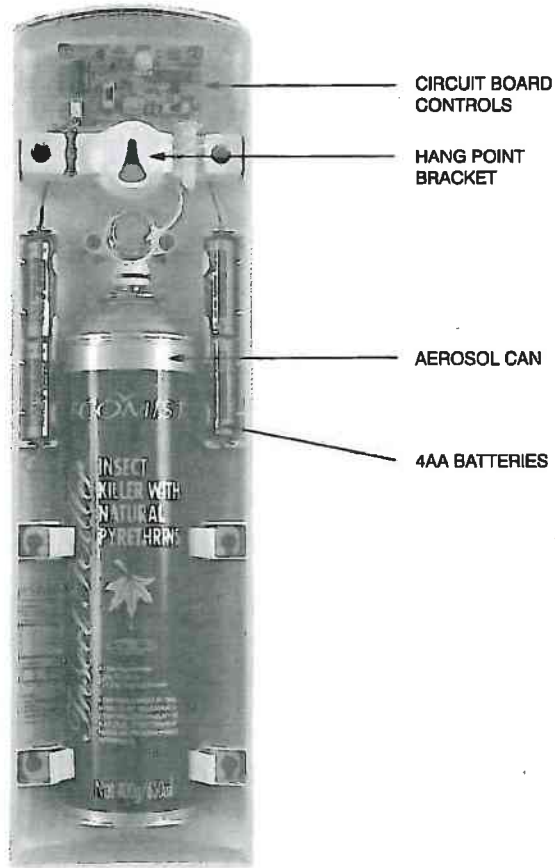



INSIDE FRONT COVER

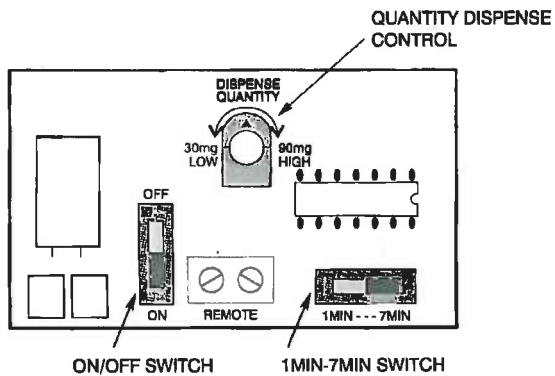


ECOMIST WARRANTY

Your Ecomist Distributor



CONTROL BOARD



ECOMIST®

Enhancing your Environment

DISTRIBUTED BY


TO ORDER REFILLS CONTACT

0800 75 75 78

www.ecomistsystems.com

PROUDLY MANUFACTURED BY
 ECOMIST SYSTEMS LTD
 PO BOX 14470
 PANMURE, AUCKLAND
 NEW ZEALAND
info@ecomistsystems.com

ECOMIST IS THE TRADEMARK OF ECOMIST SYSTEMS LIMITED



WELCOME TO ECOMIST

Congratulations on your purchase of an Ecomist Electronic Aerosol Dispenser. Your new dispenser is designed to increase environmental comfort using Ecomist Natural Insect Killer Aerosols.

YOUR ECOMIST DISPENSER KIT CONTAINS -

- 1 Ecomist Electronic Aerosol Dispenser
- 4 AA Type Alkaline Batteries
- Screws for the installation of the Dispenser into Plaster Board
- Instructions

INSTALLING THE BATTERIES

The dispenser requires 4 Alkaline type AA batteries. We recommend you purchase replacement batteries from your Ecomist Distributor. When inserting new batteries observe + and - polarity marked at each end of the batteries.

INSTALLING A NEW AEROSOL CAN

A) Shake the can before use.

B) Screw the new can clockwise into the valve head, finger tight, but ensuring a complete seal.

C) Switch On

OFF

ON



The "On" switch is mounted on the circuit board located inside the dispenser.

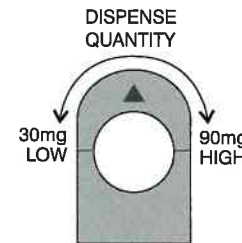
To switch the dispenser on: slide the on/off switch to the on position. (Keep eyes averted. If accidentally sprayed in eyes - flush with water).

To switch the dispenser off: slide the on/off switch to the off position.

YOUR ECOMIST DISPENSER IS PROGRAMMED FOR 24 - HOUR AUTOMATIC OPERATION

CHANGING THE DISPENSED QUANTITY

Your Ecomist Dispenser is factory-preset on the variable quantity dispense control knob (see diagram), for 24 hour operation in a 100m² location. We recommend that your Ecomist 6 Dispenser operates 24 hours a day at the preset factory setting. This will create a repellent effect, thereby helping to keep insects out, with fewer dying indoors. You can always increase the quantity dispensed by turning the knob clockwise until control becomes more effective after a particularly bad influx of insects.

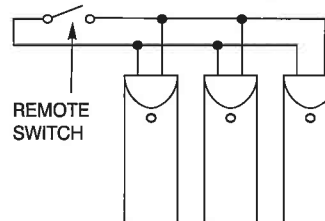


RESETTING YOUR ECOMIST 6 FOR LOCAL CONDITIONS

Air changes, general layout, temperature and humidity affect efficiency. Resetting for local conditions may be necessary for fully effective operation. It is recommended that you set the E6 time switch to 7 minutes indoors and 1 minute outdoors.

You can initially increase the quantity dispensed, then decrease it again as control becomes more effective by operating the control knob for more or less control as shown.

REMOTE CONNECTIONS



Remote control of the E6 dispenser is possible by wiring a switch to the remote connector on the circuit board.

INDOOR DISPENSER MOUNTING

- A) Choose a location where the air currents are likely to circulate. It is important that the aerosol spray is circulated to the areas where it is most required. Install the dispenser in an "up breeze" location so that the air flow will take the spray particles to the areas where they are needed.
- B) Select a position about 2m above the floor and not closer than 0.3m from the ceiling. Avoid installing above furniture or polished surfaces and appliances. You may need additional installations for larger buildings and applications.

Caution: 1 minute setting is for outdoor use only

OUTDOOR OPERATION

You may wish to control insects at the BBQ or when relaxing outside. It is suggested to start the dispenser 10 minutes before you need to use the area. The dispenser should be set to 1 minute operation for outdoor use.

Mount or place dispenser in an up breeze location. Effectiveness may be reduced as breeze increases. Depending on breeze direction dispenser may need to be moved to ensure an up breeze location is found.

Caution: Flammable gas. Do not use close to naked flame. Keep dispenser dry. Keep away from children.

SEASONAL OPERATION

At the end of the summer season, flying insects may not be as prolific. However, insects such as ants, fleas, silver fish and cockroaches can be year-round pests. You may wish to continue using your Ecomist 6 with the Natural Pyrethrin Insect Killer throughout the year. Alternatively buildings closed up in the winter can be freshened up with other Ecomist products in a wide range of aerosol refills such as -

Ecomist Aroma -Fresh range or Ecomist Organic Odour Neutralisers in over 120 different fragrances.